

Find kitchen equipment manuals using QR Codes

Here are some tips for using QR Codes to find Operations Manuals, PM Cards, Quick Reference Cards, Troubleshooting Guides, and Contacts

[How to Scan a QR Code](#)



[Blended Ice](#)



[Fryer](#)



[OJ Dispenser](#)



[Shake / Sundae](#)



[UHC](#)



[Troubleshooting](#)



[Coffee / Espresso](#)



[Grill](#)



[Oven](#)



[Steamer](#)



[ABS](#)



[Cream Dispenser](#)



[HLZ](#)



[Q-ing Oven](#)

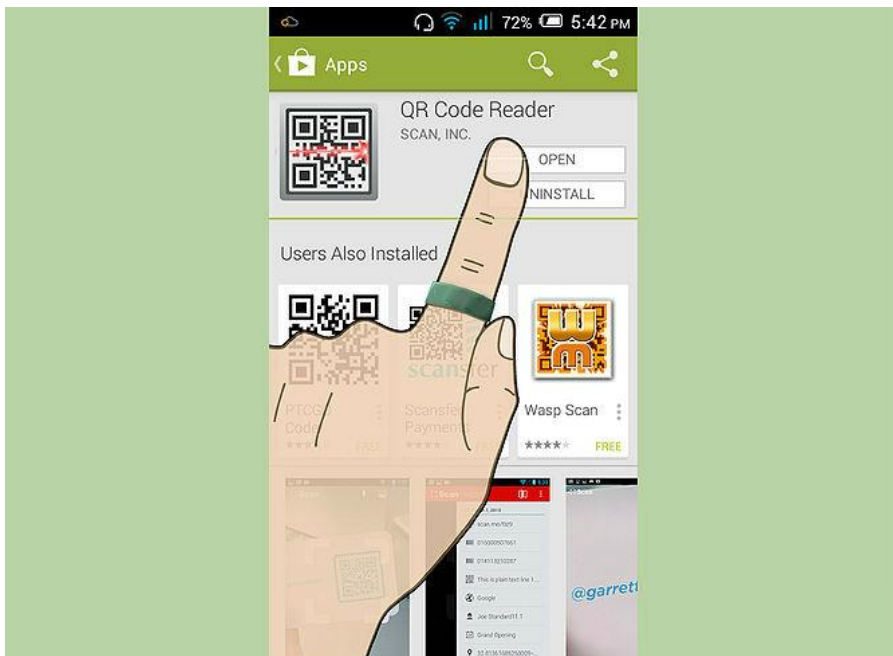



[Toaster](#)

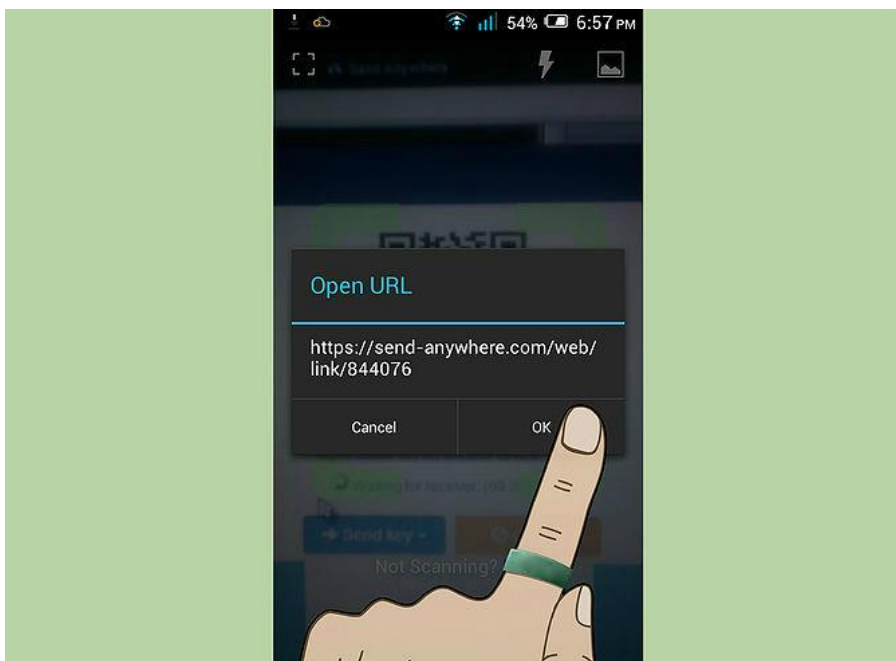
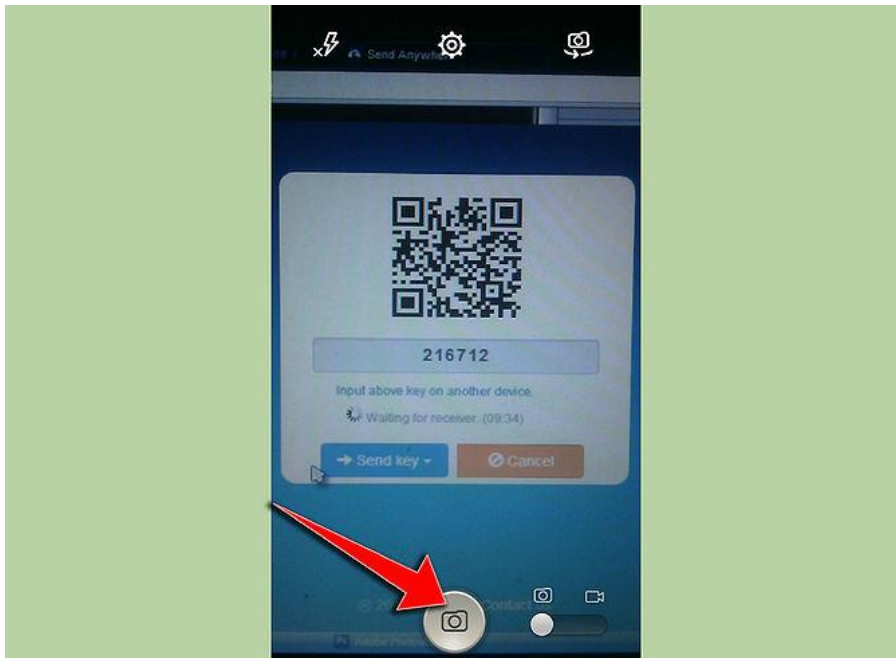


How to Scan a QR Code

- 1 You must first have a web-enabled, smart phone (one that can access the internet and has a camera function)
- 2 **Install a QR Code reader app.** Download the app on Google Play (Android Market), BlackBerry AppWorld, App Store (iOS/iPhone) or Windows Phone Marketplace.



- 3 **Run the app.** Your screen will switch to a camera display. Point your camera to a QR Code. Hold your camera steady so that the QR code comes into focus. Try to fill the frame as much as possible with the code to speed up the reading process.




- 4 Access the content.** You will be directed to a supplier hosted website specific to an equipment model. Review Operations Manuals, PM Cards, Quick Reference Guides, Troubleshooting Guide, Warranty Information or Contact Information.

LOV Fryers

LVG-200 Gas Series

by Henny Penny



Manuals & Guides

- Quick-reference Cards
- Equipment Manuals
- Planned Maintenance

Maintenance Filter

Daily FR 06 D01

Why Cleans the vat of crumbs and filters the oil thoroughly to prolong the life of the oil.

Time required 5 minutes to prepare 30 minutes per vat to complete.

Time of day During low volume hours.

Hazard icons Chemical, Electricity, Hot Liquid/Oven, Hot Oil, Hot Surface, Manual Handling, Moving Parts, Sharp Objects/Surfaces, Slippery Floors.



Tools and supplies Apron, gloves, Food brush, APVC Dishwasher, Grease hot soap for manual use, Dishwashing hot for built-in storage, Dish brush, Dish brush, LVPB 200-1000 Cleaner.

Procedure





- Put on protective gear**
Use all McClelland's approved safety equipment, including apron, face shield and gloves.
Hot Oil
Hot oil can cause severe burns.
- Check filter pan**
Make sure filter drain pan and pan cover are properly in place with filter lock (right) engaged and the filter pipe is tightly connected (left).
Filter
If the filter drain pan or pan cover are not properly in place, FILTER PAN MISSING shows in display.
- Press and hold FILTER button**
Make sure oil is hot to get the best results from filtering and then press and hold the FILTER button until 1 AUTO FILTER shows in display.
- Press DOWN button**
Press DOWN button and display shows 2.MAINT FILTER!
- Press YES button**
Press YES button and display shows MAN FILTER along with YES NO. Press YES button for YES to drop oil and display shows DRAINING. Press X for NO and controls return to normal operation.

FR 06 D01

I. ABS

<i>Company Name</i>	<i>Equipment Model</i>	<i>Image of Equipment</i>	<i>QR Code</i>	<i>URL</i>
IMI Cornelius	ABS			www.corneliusmc.com/ABS

II. Blended Ice



<i>Company Name</i>	<i>Equipment Model</i>	<i>Image of Equipment</i>	<i>QR Code</i>	<i>URL</i>
Multiplex	MS-8			www.carecode.info/q/he62b7du
Taylor	C029			www.tcmcd.co/C029

III. Coffee / Espresso









Company Name	Equipment Model	Image of Equipment	QR Code	URL
Bunn	Axiom BrewWise			http://qr.bunn.com/?id=30
Wilbur Curtis	ALPHA (ALP3GT15A826)			http://bit.ly/CurtisAlpha
Franke	Sinfonia FSA			http://bit.ly/mcdsinfonia
Melitta	c5-12C FF			http://c5.melittaprofessional.com

IV. Cream Dispenser

Company Name	Equipment Model	Image of Equipment	QR Code	URL
Silver King (Prince Castle)	SKMCD1P/C1			http://www.princecastle.com/Mobile/SkCreamer.html !
SureShot	AC230-PC-29			www.sureshotsolutions.com/r/mcdac230pc29
SureShot	AC110-PC-51			www.sureshotsolutions.com/r/mcdac110pc51
SureShot	AC2-GP-30			www.sureshotsolutions.com/r/mcdac2gp30
SureShot	AC230-PC-27			www.sureshotsolutions.com/r/mcdac230pc27











<i>Company Name</i>	<i>Equipment Model</i>	<i>Image of Equipment</i>	<i>QR Code</i>	<i>URL</i>
SureShot	AC2-GP-22			www.sureshotsolutions.com/r/mcdac2gp22









V. Fryer

<i>Company Name</i>	<i>Equipment Model</i>	<i>Image of Equipment</i>	<i>QR Code</i>	<i>URL</i>
Frymaster	BIPH55			www.carecode.info/q/d0tgenfz
Frymaster	BIRE14			www.carecode.info/q/ypbofm0z
Frymaster	BIEL			www.carecode.info/q/o3cq452r
Frymaster	BIGL			www.carecode.info/q/qx5a3jzj



Company Name	Equipment Model	Image of Equipment	QR Code	URL
Frymaster	BIELA			www.carecode.info/q/xoz3m6ez
Frymaster	BIGLA			www.carecode.info/q/x38p7gd5
Henny Penny	LVE/G-100 Series			www.hennypennylov.com
Henny Penny	LVE-200 Series			www.hennypennylov.com/lve200/
Henny Penny	LVG-200 Series			www.hennypennylov.com/lvg200/

VI. Grill



<i>Company Name</i>	<i>Equipment Model</i>	<i>Image of Equipment</i>	<i>QR Code</i>	<i>URL</i>
Garland	MWE2W			www.carecode.info/q/jhgqrug2
Garland	MWG2W			www.carecode.info/q/f55nspa3
Garland	MWE3W			www.carecode.info/q/f2mo8v8o
Garland	MWG3W			www.carecode.info/q/2z45wave
Taylor	38			www.tcmcd.co/38

<i>Company Name</i>	<i>Equipment Model</i>	<i>Image of Equipment</i>	<i>QR Code</i>	<i>URL</i>
Taylor	C832			www.tcmcd.co/C832
Taylor	C835			www.tcmcd.co/C835
Taylor	C842			www.tcmcd.co/C842
Taylor	C845			www.tcmcd.co/C845





VII. HLZ





<i>Company Name</i>	<i>Equipment Model</i>	<i>Image of Equipment</i>	<i>QR Code</i>	<i>URL</i>
Frymaster	HLZ			http://www.carecode.info/q/cr7y3qxn

VIII. OJ Dispenser





<i>Company Name</i>	<i>Equipment Model</i>	<i>Image of Equipment</i>	<i>QR Code</i>	<i>URL</i>
IMI Cornelius	Quest Elite 2 Quest Elite 4			www.corneliusmc.com/QuestElite
Taylor	C009			www.tcmcd.co/C009

IX. Oven







<i>Company Name</i>	<i>Equipment Model</i>	<i>Image of Equipment</i>	<i>QR Code</i>	<i>URL</i>
Blodgett	¼ size (SPODS)			http://tinyurl.com/oven-blodgett
Cleveland	MCOE5LSMD			http://www.carecode.info/g/fd4p2trm

<i>Company Name</i>	<i>Equipment Model</i>	<i>Image of Equipment</i>	<i>QR Code</i>	<i>URL</i>
Hobart	CN-85			http://tinyurl.com/oven-hobart
Wells	M4200			http://www.wells-mfg.com/wellsqr/ConvOvens.html



X. Q-ing Oven



<i>Company Name</i>	<i>Equipment Model</i>	<i>Image of Equipment</i>	<i>QR Code</i>	<i>URL</i>
Amana	MC22MP OR MC23MPW2			http://www.acpq.co/MC23MPW2/
Amana	MC22MPT OR MC23MPTW2			http://www.acpq.co/MC23MPTW2/

XI. Shake / Sundae







<i>Company Name</i>	<i>Equipment Model</i>	<i>Image of Equipment</i>	<i>QR Code</i>	<i>URL</i>
Carpigiani	K3/E			http://qr.carpigiani.com/W896Z
Taylor	C602			www.tcmcd.co/C602
Taylor	C716			www.tcmcd.co/C716

XII. Steamer





<i>Company Name</i>	<i>Equipment Model</i>	<i>Image of Equipment</i>	<i>QR Code</i>	<i>URL</i>
A.J. Antunes	SS-400			http://www.ajantunes.com/portals/0/qr/ss-family.html

<i>Company Name</i>	<i>Equipment Model</i>	<i>Image of Equipment</i>	<i>QR Code</i>	<i>URL</i>
Prince Castle	625-Series Steamers: 625-MCD 625-MFY 625-OS 625-MCDCJP			http://www.princecastle.com/Mobile/Steamer.html

XIII. Toaster

<i>Company Name</i>	<i>Equipment Model</i>	<i>Image of Equipment</i>	<i>QR Code</i>	<i>URL</i>
A.J. Antunes	MT-12			http://www.ajantunes.com/portals/0/qr/mt-12.html
A.J. Antunes	UTX-200/CTX-200			http://www.ajantunes.com/portals/0/qr/utx-ctx.html
Prince Castle	340-URTG2L			http://www.princecastle.com/Mobile/URT.html

XIV. UHC

<i>Company Name</i>	<i>Equipment Model</i>	<i>Image of Equipment</i>	<i>QR Code</i>	<i>URL</i>
Frymaster	UHCHD			http://www.carecode.info/q/25t3y4y9
Prince Castle	UHC6PT-22MCD			www.princecastle.com/Mobile/UHC.html